



CAUTION!

Always remove drawers and doors from your cabinets during installation and store them away from the work area. This will make your cabinets lighter, easier to move and position, and safer to handle. Plus, drawer and door faces will be protected from damage during installation.

Drawers and doors open when you don't expect it and unbalance the cabinet while you are moving it, causing injury or damage.

Damage caused during installation is not covered by warranty.

Accent Style Family of Products.

Installing an Accent Style cabinet is as simple as placing the cabinet in place and levelling with its Adjustable Foot Levelers.



Adjustable
Foot Leveller

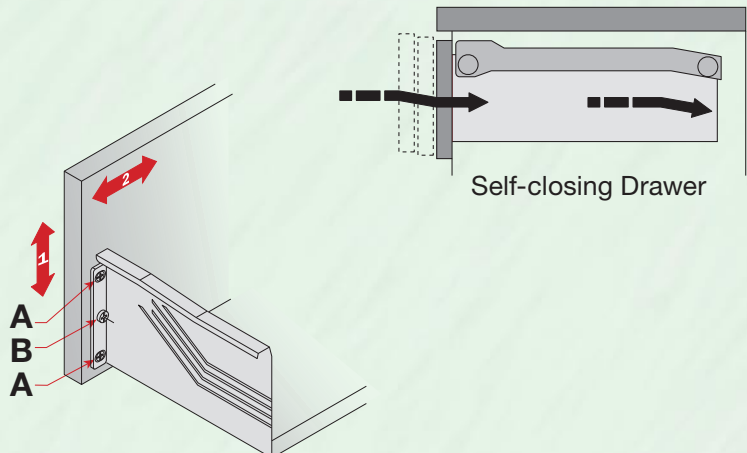
We recommend screwing Vanities to wall studs in at least two positions along the back and one in the side, if the side is against a wall. Shim where necessary between wall and cabinets if the wall is not exactly straight or plumb. **Never** close a gap by overly tightening the securing screws. Use a shim between the cabinet and wall before tightening.

Drawer Face Adjustment

2 Raise, lower, or level drawer face: loosen mounting screws (A) and turn cam screws (B) to raise/lower either side, or both sides, of face.

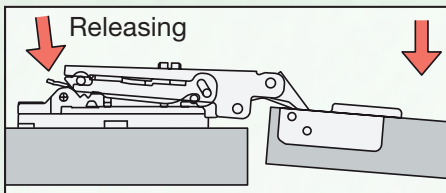
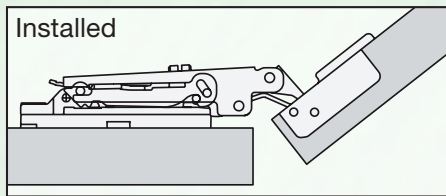

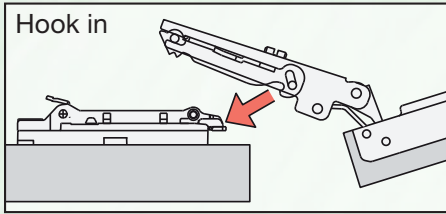
1 Adjust drawer face left/right: loosen the four drawer guide mounting screws (A) and manually adjust drawer face sideways.

- Always re-tighten screws (A).



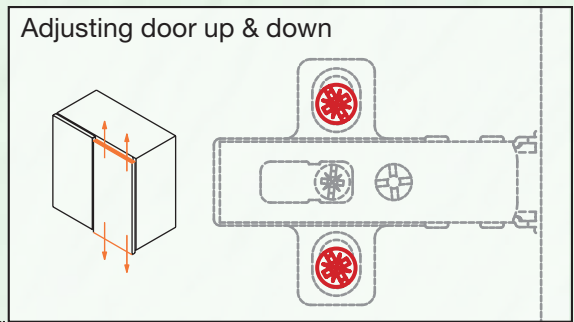
6-Way Adjustable Hinges

Installing, removing, and adjusting your Cabinet doors is easy with our 6-way adjustable hinges.

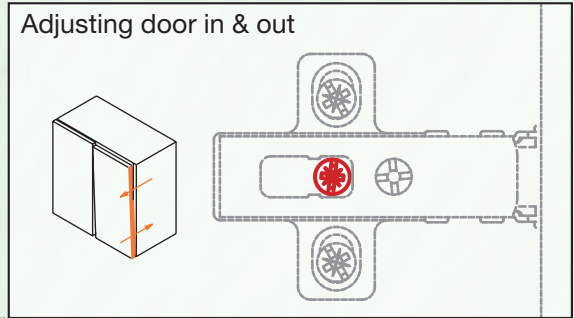


Loosen indicated screws on both hinges to adjust door up/down.

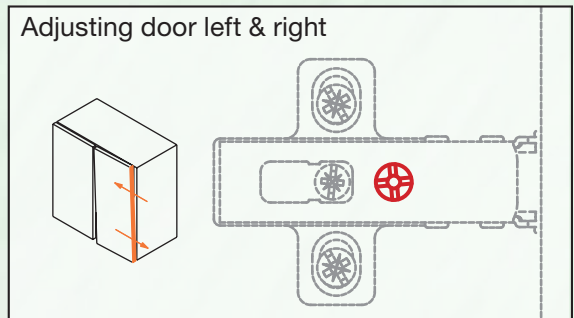
Never adjust one hinge without also adjusting the other hinge.



Simply turn indicated screw to adjust door in/out.



Simply turn indicated screw to adjust door left/right.



Cleaning

Use only a damp cloth to clean your Bath Cabinets.

Never use abrasive cleansers on any part of your Bath Cabinet and use only a soft cloth, never a scouring sponge.

Never use bleach, solvents (like nail polish remover), or harsh cleaners on your cabinets.

If you have questions, don't hesitate to call our Customer Service
Toll Free 1-800-445-0494, 7AM-4PM Pacific Coast Time.

Thank you for purchasing Strasser Woodenworks Products for your bath.

Crafted in USA. Lasting a Lifetime.

